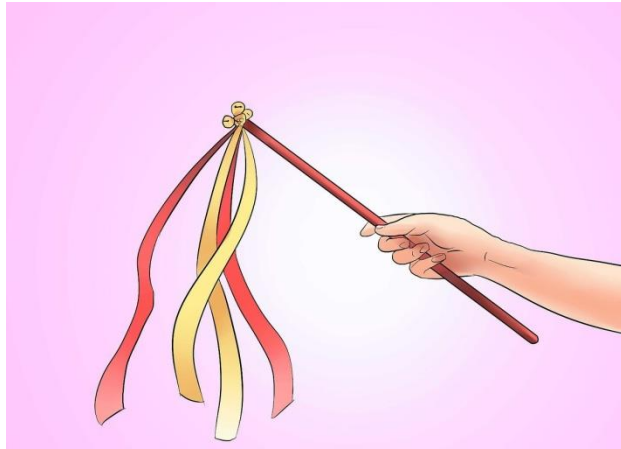


Activity Packet

Create a Spirit Stick



Needed Supplies:

Craft stick or dowel
Red, yellow, & orange streamer or ribbon
Scissors
Rubber Bands

1. Cut your streamer or ribbon into 12 inch pieces.
2. Tie the streamer or ribbon pieces on the end of your dowel or crafts stick.
3. Place a rubber band over the tied streamers or ribbons to help hold them into place.

Every Time I Feel the Spirit

Listen to “Every Time I Feel the Spirit” using the link below. Every time you hear the word spirit wave your Spirit Stick that you created. Count how many times you hear the word spirit. Copy and paste the URL into your browser and you are ready to starting singing and dancing.

<https://www.youtube.com/watch?v=IUkgbwD6Xs0>



Create a Holy Spirit Banner

“All of them were filled with the Holy Spirit and began to speak in other languages, as the Spirit gave them ability.”

Acts 2:4

Needed Supplies:

Construction paper

Scissors

Glue

Yarn

Hole punch

Following page with Holy Spirit words in different languages

1. Cut out the Holy Spirit words in different languages on the following page.
2. Glue the words on the construction paper.
3. Punch one hole on each side of your construction paper.
4. Run the piece of yarn through the holes and tie a knot.
5. Hang your banner somewhere in your house.



Create a Pentecost Windssock

Needed Supplies:

Blue and orange construction paper

Dove pattern on the following page

Red and yellow streamers

Scissors

Glue stick

Yarn

Hole punch


Stapler

1. Cut out the dove pattern on the following page and glue it on your blue construction paper.
2. Turn your blue construction paper over and tape or glue your red and yellow streamers at the bottom of your paper.
3. Roll your blue paper and staple or tape the ends so it is in a cylinder shape.
 4. Use the hole punch to punch a hole on each side.
 5. Run the yarn through the holes and tie a knot.
6. Hang your windssock outside somewhere. When the wind blows it will remind us of the Holy Spirit and how God is always working in our world.



Pentecost Cupcakes

Make your favorite chocolate or white cupcake recipe. When your cupcakes have cooled, frost them with yellow or orange frosting and add a half of strawberry on the top for the flame.



Activity Sheets


1. Pentecost Word Find
2. Pentecost Crossword Puzzle
3. Pentecost Maze
4. Holy Spirit Coloring Sheet



The Day of Pentecost

All of them were filled with the Holy Spirit and began to speak in other languages, as the Spirit gave them ability. Acts 2:4 (NIV)

Based on Acts 2:1-21



Y K J T N K H J G A M A Z E D
 T Q B F F P E N T E C O S T U
 L P I Q H C I D Q I E S T R G
 H R J C I W D F B E Q V C O G
 H E A R O S T F I L L E D A R
 P W S L G T P O C C K R X X S
 Y S B P P F H I N U W I P F L
 L V C D E N D E R G U I J C W
 K A Z Z I A U W R I U L N R Y
 I W N M O L K X Q U T E D D U
 C F H G H E A V E N C I S A D
 J O I O U E Z A E X G H T N O
 R E Q R L A D E W E E N U Y Y
 C H J P E Y G H I N T O H F H
 F A H T I M L E U Y S T R G B

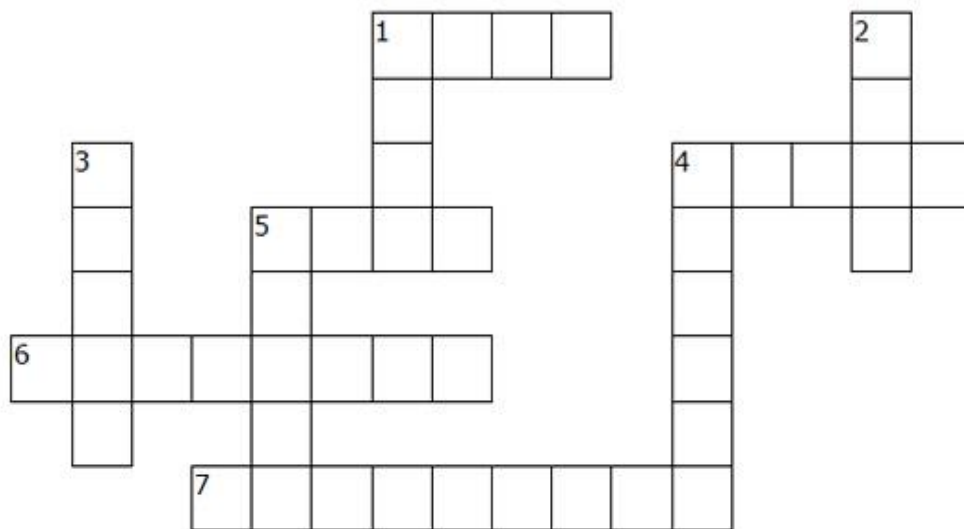
SPEAK	LANGUAGE	PENTECOST	HEAVEN	BLOWING
SOUND	OTHER	HOLY	SPIRIT	HEAR
FILLED	WIND	FIRE	TONGUES	AMAZED

The Day of Pentecost

All of them were filled with the Holy Spirit and began to speak in other languages, as the Spirit gave them ability.

Acts 2:4 (NIV)

Based on Acts 2:1-21



ACROSS

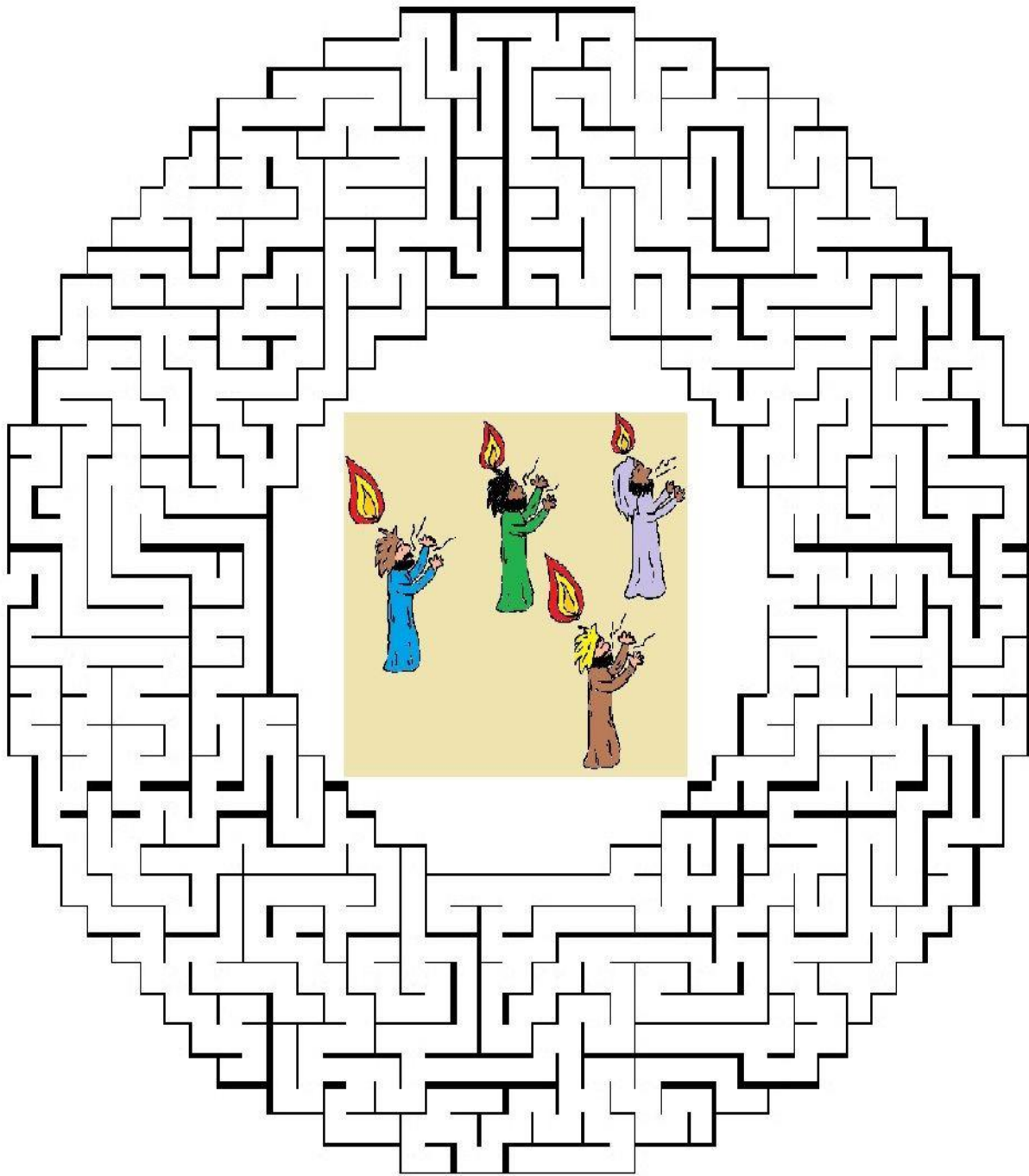
1. A destructive burning
4. Something that can be heard
5. Something that is pure and good, such as God's Word
6. Means of communication used by the people of a particular country
7. The day the Holy Spirit came upon the apostles

DOWN

1. Make something to be full
2. Blowing air, especially that which would move the leaves on a tree
3. To say words, to use the voice
4. A being that cannot be seen, like a ghost
5. A building which people live in

FILL	HOUSE	SPEAK	WIND	LANGUAGE
SOUND	SPIRIT	PENTECOST	HOLY	FIRE

Pentecost Maze





FILLED
with
HOLY
SPIRIT